

Invacare Slings



Optimal fit & Optimal comfort



The sling range

Providing the optimal fit

Our new sling range has been designed to provide a safe, supportive and comfortable transfer for the client. The range provides options for various models, sizes and fabrics to ensure the sling fits perfectly to each person, whether they have some mobility impairment or require full body and head support.

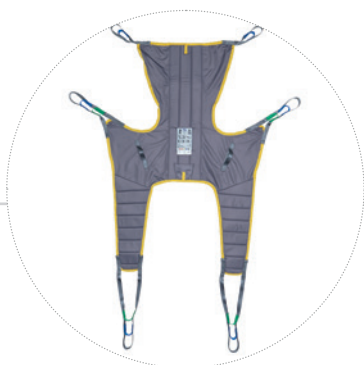
Our team of experts and occupational therapists have spent time ensuring the slings are intuitive and easy to handle for the carer. This leads to reduced application times and improved confidence.

The range consists of fifteen models, each in up to six sizes and up to three fabric options to choose from.

This impressive selection ensures there is a sling suitable for everyone and for every use; daily transfer from bed to wheelchair/armchair, a toilet transfer or even for showering or bathing.



4 KEY FEATURES



◀ Optimal fit

- ▶ The right sling for the right client and transfer type
- ▶ Impressive range with 15 models, 6 sizes and 3 fabrics
- ▶ Well thought-out sling patterns supporting the right body parts
- ▶ All slings have loop attachment for a high spreader bar compatibility

Enhanced safety and confidence ▶

- ▶ Application videos easily accessible via QR code
- ▶ Clear sling labels with intuitive sling application drawings
- ▶ Certified and environmentally friendly flame-retardant material for Comfort In Situ slings



◀ Optimal comfort

- ▶ Soft touch materials for increased comfort
- ▶ Padded back and leg sections for optimal weight distribution
- ▶ Cushioning under the tender armpit area

Easy to apply ▶


- ▶ Positioning pocket supports to slide between the client and backrest whilst sitting
- ▶ Two centre-line markers indicate the position over the spine
- ▶ Coloured loops facilitate the selection for the right positioning



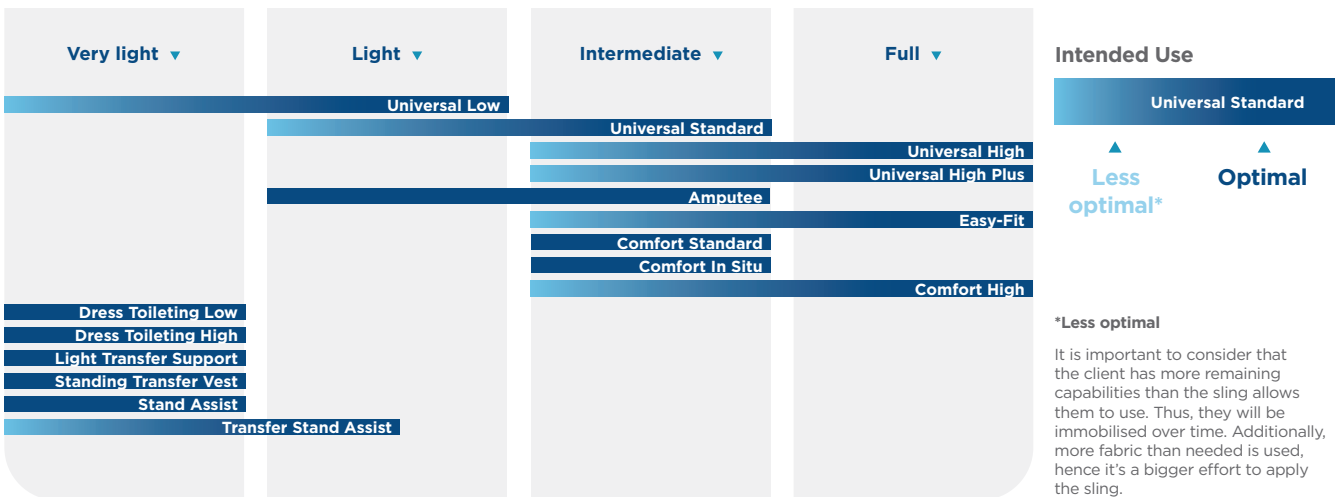
Selecting the right model

The main objective of the sling selection is to **give the amount of body support that is needed**. *Invacare Slings* are designed to give support in those areas where body control and muscle tone are reduced. The main body parts to assess are the legs, hip, trunk and head. The following gives an overview of which sling model is suitable depending on the client's physical ability:

Body Control assessment ▼



Body Support provided by *Invacare Slings* model ▼

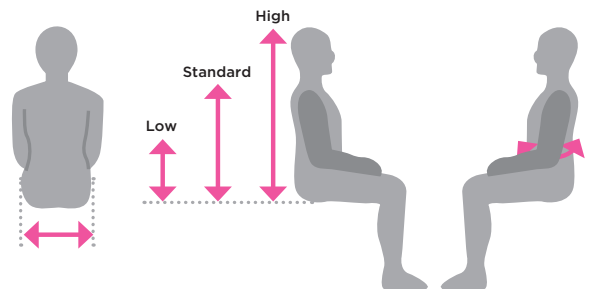


Selecting the right size

Hip width and back height measured in the sitting position are the most important factors to select the right sling size. For slings with belts, the waist circumference is important, too.

The client's weight needs to be considered mainly for the sling's maximum safe working load. It's inferior to indicate the right sling size.

Please refer to the Invacare Selection Guide to get a full overview on the measurements per model and size.



► Size	XS	S	M	L	XL	XXL
► Safe Working Load	200 kg	200 kg	200 kg	200 kg	250 kg	300 kg

Invacare Slings for passive lifters

Universal family

All-round slings for everyday patient handling routines.



◀ Universal Low

- Supports the hips and lower back
- Suitable for those with good trunk and head control
- Can be used for seated to seated transfers



◀ Universal Standard

- Supports the whole body, including the shoulders
- Suitable for those with good head control
- Can be used for transfers from a lying position, lifting from the floor and seated to seated transfers



◀ Universal High

- Supports the whole body, including the head
- Client sits in slightly reclined position
- Suitable for those with limited control of the head, trunk and hips
- Can be used for transfers from a lying position, lifting from the floor and seated to seated transfers



◀ Universal High Plus

- Same feature set as the Universal High but allows clients to keep their arms outside the sling and be more interactive

Slings with a smaller opening

For patients who require a sling with a smaller opening.



◀ Amputee

- Supports the thighs and the trunk
- Suitable for single or double amputations and a good head control
- Not suitable if client is at risk of spasm
- Client sits in slightly reclined position
- Can be used for seated to seated and lying to seated transfers



◀ Easy-Fit

- Supports the whole body and the head
- Suitable for those with limited control of the head, trunk and hips
- Separate leg supports make it easier to apply than Comfort slings
- Provides a good hip position to allow the client to sit relatively upright

Slings with a wider opening

Wide opening to facilitate toileting and easy to apply.



◀ Dress Toileting Low

- Suitable for those with hip, trunk and head control
- Belt offers increased support around the body and safe positioning
- Can be used for seated to seated transfers



◀ Dress Toileting High

- Same feature set as the Dress Toileting Low sling but comes with a head support for those with reduced head control

Comfort family

Hammock style slings, ideally suited to those with chronic pain. The sling is also useful for above-the-knee amputees. The Comfort In Situ sling is the best choice when the sling needs to remain under the client after transfer in a seated position.



◀ Comfort Standard

- Supports the whole body
- Suitable for those with good head control
- Including well positioned handles



◀ Comfort High

- Supports the whole body, including the head
- Suitable for those with limited control of the head, trunk and hips
- Including well positioned handles



◀ Comfort In Situ

- Supports the whole body
- Suitable for those with good head control
- Designed without handles to remain under the client after transfer
- Made out of special certified flame retardant material in spacer fabric.
- Environmentally friendly
- Third-party tested against EN 1021 parts 1 and 2



Vest for balance, standing and walking training

Easy to apply and remove for offloading some body weight for the more active user.



◀ Standing Transfer Vest

- Applied around the trunk with client's feet firmly on the floor
- Suitable for those with some standing ability but reduced balance and/or walking ability
- Accessory: Groin bands help keep the Standing Transfer Vest in place and add extra safety

Invacare Slings for active lifters



◀ Stand Assist

- Suitable for clients with some weight bearing ability but cannot stand independently
- Client should be coherent, have good body and head control
- It's well-padded for extra comfort
- Comes with a non-slip material on the back



◀ Transfer Stand Assist

- Same feature set as the Stand Assist sling but comes with additional leg support

Accessories ▼



Extension loops

- ▲ Extend the lifting straps to give more positioning possibilities. Available in 20 cm and 30 cm length.




Loop markers

- ▲ Easily mark the preferred loops after an individual assessment. Comes in a pack of four.

Sizes & Fabrics ▼


▼ Family	▼ Models	▼ Sizes						▼ Fabrics		
		XS	S	M	L	XL	XXL	Solid	Net	Spacer
Universal	Universal Low	◆	◆	◆	◆	◆		●	●	●
	Universal Standard	◆	◆	◆	◆	◆		●	●	●
	Universal High	◆	◆	◆	◆	◆	◆	●	●	●
	Universal High Plus	◆	◆	◆	◆	◆		●	●	●
Small Opening	Amputee	◆	◆	◆	◆	◆		●		
	Easy Fit	◆	◆	◆	◆	◆		●		●
Wide opening	Dress Toileting Low	◆	◆	◆	◆	◆		●		
	Dress Toileting High	◆	◆	◆	◆	◆		●		
Comfort	Comfort Standard	◆	◆	◆	◆	◆		●	●	●
	Comfort High	◆	◆	◆	◆	◆		●	●	●
	Comfort In Situ	◆	◆	◆	◆	◆	◆			● 
Standing/Walking training	Standing Transfer Vest	◆	◆	◆	◆	◆		●		
Active slings	Stand Assist	◆	◆	◆	◆	◆		●		
	Transfer Stand Assist		◆	◆	◆	◆		●		

Fabrics ▼



Polyester - Solid

▲ A strong material that is hard-wearing and easy to apply. It slides smoothly into place and dries quickly after washing. This comes as standard on all models.



Polyester - Net

▲ Also known as mesh fabric, the net option is ideally suited for bathing or showering environments. It has quick drainage and drying properties.



Spacer

▲ The breathable spacer fabric is two-way stretch allowing the material to adapt to the contours of the user, resulting in high levels of comfort and support. Can be left in situ.*

* A risk assessment by a healthcare professional relating to skin integrity and pressure ulcer risk must be carried out before leaving a sling in situ for a prolonged period. Please note, when left in place for prolonged periods the client should be regularly re-positioned in line with local health authority pressure ulcer prevention protocols.

Technical data ▼

For more comprehensive pre-sales information about this product, including the product's user manual, please see your local Invacare website.



Max User Weight ▼



Max washing temperature ▼



Bleaching ▼



Tumble dry ▼

Invacare Slings
XS, S, M, L = 200 kg
XL = 250 kg
XXL = 300 kg

90° C

Do not bleach

Low temperature

All slings should be tested and adjusted to the individual client to ensure optimal comfort and safety during transfers.

A risk assessment must be carried out prior to use of one manufacturer's sling on another manufacturer's hoist.

Invacare Limited
Pencoed Technology Park - Pencoed
Bridgend CF35 5AQ - United Kingdom
Tel: +44 1 656 776 222
Fax: +44 1656 776 220
E-mail: uk@invacare.com
Sales Order E-mail: ordersuk@invacare.com
www.invacare.co.uk

Invacare Ireland Ltd
Unit 5 - Seatown Business Campus
Seatown Road - SWORDS
County Dublin - Ireland
Tel. +353 1 8107084
Fax +353 1 8107085
Email: Ireland@invacare.com
www.invacare.ie



Yes, you can.®